



# Round 2 : March 18 - 20 Queensland Raceway



ASBK.COM.AU f t i y

## HORSELL SIDECARS

### Race 2

Date: 19/03/22  
Event: R04  
Weather: Partly cloudy - Temp: 29.5C  
Track: Dry - Temp: 41.5C

Started at: 16:25:16  
Laps: 6  
Starters: 10  
Printed at: 17:52


### PROVISIONAL CLASSIFICATION


Pos	No	Name	Machine	Laps	Race Time	Behind Leader	Behind Prev	Fastest Lap	On Lap	Top Speed
1	17	Phillip UNDERWOOD / Tristan VERCOE (QLD) / Firefox Training	Suzuki LCR 1000	6	8:04.717			1:18.985	5	213
2	102	Jamie TURNER / Shelby TURNER (QLD) / Century Pools	Suzuki LCR 1000	6	8:23.231	18.514	18.514	1:22.077	5	215
3	15	Jeff BROWN / Paris HALSEY (NSW) / APW Motorcycles / Matty's Spoke Wheels / SDG Moto	Suzuki JBR 1000	6	8:31.376	26.659	8.145	1:23.523	4	207
4	54	Mick ALTON / Chrissie CLANCY (NSW) / J&C Contracting	Suzuki LCR 600	6	8:32.339	27.622	.963	1:23.666	2	203
5	1	Patrick CLANCY / Amanda WILLIAMS (VIC) / DeWith Motorsports / Golden Age Homes / J&C Contracting / Pagid Brakes	Suzuki LCR 600	6	8:36.862	32.145	4.523	1:23.827	3	199
6	16	Darryl RAYNER / Cathy WARNE (NSW) / Rayner Racing	Honda Shelb 600	6	8:38.448	33.731	1.586	1:24.872	4	196
7	6	Des HARVEY / Stephen MARSHALL (WA) / City's Panel & Truck Repairs / Swan Towing / Chain Reaction M-c / Aceman	Kawasaki RHR 1000	6	8:38.906	34.189	.458	1:21.568	5	212
8	7	John COOPER / Diane BOUGHEN (QLD)	Suzuki NSR 1000	6	9:33.099	1:28.382	54.193	1:31.408	2	183
9	52	Neil TURNER / Danyon TURNER (QLD) / Buddhas M-cycle Spray Painting	Suzuki LCR 1000	6	9:58.284	1:53.567	25.185	1:21.896	3	204
DNF	27	Howard FORD / Corey BLACKMAN (NSW)	Suzuki RHR 1000	2	2:50.843	3 Laps		1:22.284	2	207

Fastest Lap was 1:18.985 by Phillip UNDERWOOD / Tristan VERCOE (QLD)

Current race lap record for SCR class - 1:17.940 by Ray SPENCE / Jon WINDERS on a Elf set on 15/08/99

The results are provisional until the end of the time limit for protests and appeals.

  
Chief Timekeeper - Scott Laing

  
Race Director - Tom Williams



[www.computime.com.au](http://www.computime.com.au)  
COMPUTIME RACE TIMING SYSTEMS PTY LTD





# Round 2 : March 18 - 20 Queensland Raceway



ASBK.COM.AU f t i y

## HORSELL SIDECARS

### Race 2

Date: 19/03/22  
Event: R04  
Weather: Partly cloudy - Temp: 29.5C  
Track: Dry - Temp: 41.5C


Started at: 16:25:16  
Laps: 6  
Starters: 10  
Printed at: 17:52

### PROVISIONAL LAP TIMES

No	Name	Lap 1	Lap 2	Lap 3	Lap 4	Lap 5	Lap 6
1	Patrick CLANCY / Amanda WILLIAMS (VIC)	1:30.562	1:23.938	<b>1:23.827</b>	1:24.501	1:25.451	1:28.583
6	Des HARVEY / Stephen MARSHALL (WA)	1:32.266	1:22.326	1:21.991	1:21.967	<b>1:21.568</b>	1:38.788
7	John COOPER / Diane BOUGHEN (QLD)	1:37.212	<b>1:31.408</b>	1:35.461	1:35.853	1:36.265	1:36.900
15	Jeff BROWN / Paris HALSEY (NSW)	1:31.763	1:23.657	1:23.564	<b>1:23.523</b>	1:23.728	1:25.141
16	Darryl RAYNER / Cathy WARNE (NSW)	1:33.153	1:24.997	1:25.233	<b>1:24.872</b>	1:24.979	1:25.214
17	Phillip UNDERWOOD / Tristan VERCOE (QLD)	1:25.316	1:19.859	1:19.160	1:19.708	<b>1:18.985</b>	1:21.689
27	Howard FORD / Corey BLACKMAN (NSW)	1:28.559	<b>1:22.284</b>				
52	Neil TURNER / Danyon TURNER (QLD)	1:28.883	1:22.018	<b>1:21.896</b>	1:22.964	1:23.128	2:59.395
54	Mick ALTON / Chrissie CLANCY (NSW)	1:31.763	<b>1:23.666</b>	1:23.837	1:24.755	1:24.020	1:24.298
102	Jamie TURNER / Shelby TURNER (QLD)	1:31.095	1:22.136	1:22.821	1:22.447	<b>1:22.077</b>	1:22.655

The results are provisional until the end of the time limit for protests and appeals.

  
Chief Timekeeper - Scott Laing

  
Race Director - Tom Williams



[www.computime.com.au](http://www.computime.com.au)  
COMPUTIME RACE TIMING SYSTEMS PTY LTD





# Round 2 : March 18 - 20 Queensland Raceway



## HORSELL SIDECARS

### Race 2

Date: 19/03/22  
Event: R04  
Weather: Partly cloudy - Temp: 29.5C  
Track: Dry - Temp: 41.5C

Started at: 16:25:16  
Laps: 6  
Starters: 10  
Printed at: 17:52

### PROVISIONAL SPLIT TIMES

Lap	Split 1	Split 2	Split 3	Lap Time	Spd	Lap	Split 1	Split 2	Split 3	Lap Time	Spd
<b>1 Patrick CLANCY / Amanda WILLIAMS (VIC) (5th)</b>						<b>17 Phillip UNDERWOOD / Tristan VERCOE (QLD) (1st)</b>					
1	34.374	30.054	26.134	1:30.562	199	1	31.774	28.553	24.989	1:25.316	212
2	27.490	30.341	26.107	1:23.938	199	2	26.081	28.735	25.043	1:19.859	213
3	27.857	30.129	<b>25.841</b>	<b>1:23.827</b>	198	3	26.174	28.498	<b>24.488</b>	1:19.160	212
4	<b>27.295</b>	<b>29.896</b>	27.310	1:24.501	198	4	26.312	28.874	24.522	1:19.708	203
5	29.044	30.187	26.220	1:25.451	197	5	26.243	<b>28.170</b>	24.572	<b>1:18.985</b>	209
6	28.378	31.808	28.397	1:28.583	162	6	<b>26.072</b>	28.525	27.092	1:21.689	211
<b>6 Des HARVEY / Stephen MARSHALL (WA) (7th)</b>						<b>27 Howard FORD / Corey BLACKMAN (NSW) (DNF)</b>					
1	35.863	30.563	25.840	1:32.266	205	1	33.534	29.626	25.399	1:28.559	207
2	27.291	29.884	25.151	1:22.326	197	2	<b>27.765</b>	<b>28.927</b>	<b>25.592</b>	<b>1:22.284</b>	206
3	26.786	29.465	25.740	1:21.991	212	<b>52 Neil TURNER / Danyon TURNER (QLD) (9th)</b>					
4	26.887	30.056	<b>25.024</b>	1:21.967	210	1	32.725	30.621	25.537	1:28.883	200
5	<b>26.633</b>	29.547	25.388	<b>1:21.568</b>	205	2	27.505	29.289	25.224	1:22.018	204
6	26.736	<b>28.464</b>	43.588	1:38.788	211	3	<b>27.302</b>	29.632	<b>24.962</b>	<b>1:21.896</b>	191
<b>7 John COOPER / Diane BOUGHEN (QLD) (8th)</b>						<b>54 Mick ALTON / Chrissie CLANCY (NSW) (4th)</b>					
1	35.784	33.009	28.419	1:37.212	182	1	34.896	30.204	26.663	1:31.763	200
2	<b>29.995</b>	<b>33.014</b>	<b>28.399</b>	<b>1:31.408</b>	183	2	<b>27.471</b>	29.821	26.374	<b>1:23.666</b>	203
3	31.025	34.809	29.627	1:35.461	172	3	27.923	<b>29.662</b>	<b>26.252</b>	1:23.837	196
4	31.328	35.319	29.206	1:35.853	173	4	28.296	30.153	26.306	1:24.755	203
5	31.031	35.979	29.255	1:36.265	180	5	27.955	29.793	26.272	1:24.020	199
6	31.491	35.059	30.350	1:36.900	180	6	27.867	29.871	26.560	1:24.298	201
<b>15 Jeff BROWN / Paris HALSEY (NSW) (3rd)</b>						<b>102 Jamie TURNER / Shelby TURNER (QLD) (2nd)</b>					
1	35.062	30.539	26.162	1:31.763	192	1	35.517	29.853	25.725	1:31.095	192
2	28.528	29.611	25.518	1:23.657	207	2	27.001	29.551	25.584	1:22.136	210
3	28.291	29.501	25.772	1:23.564	203	3	27.097	30.236	25.488	1:22.821	203
4	<b>28.198</b>	29.838	<b>25.487</b>	<b>1:23.523</b>	201	4	27.044	30.304	<b>25.099</b>	1:22.447	215
5	28.724	<b>29.416</b>	25.588	1:23.728	201	5	<b>26.536</b>	30.365	25.176	<b>1:22.077</b>	199
6	29.013	29.746	26.382	1:25.141	200	6	27.449	<b>29.359</b>	25.847	1:22.655	205
<b>16 Darryl RAYNER / Cathy WARNE (NSW) (6th)</b>											
1	35.763	31.244	26.146	1:33.153	196						
2	28.381	30.002	26.614	1:24.997	191						
3	28.359	30.149	26.725	1:25.233	191						
4	28.448	<b>29.924</b>	26.500	<b>1:24.872</b>	192						
5	<b>28.188</b>	30.444	<b>26.347</b>	1:24.979	192						
6	28.367	30.207	26.640	1:25.214	191						

The results are provisional until the end of the time limit for protests and appeals.

*Scott Laing*  
Chief Timekeeper - Scott Laing

*Tom Williams*  
Race Director - Tom Williams





# Round 2 : March 18 - 20 Queensland Raceway



ASBK.COM.AU f t i y

## HORSELL SIDECARS

### Race 2

Date: 19/03/22  
Event: R04  
Weather: Partly cloudy - Temp: 29.5C  
Track: Dry - Temp: 41.5C


Started at: 16:25:16  
Laps: 6  
Starters: 10  
Printed at: 17:52

### PROVISIONAL FASTEST LAPS SEQUENCE

Lap	Race Pos	No	Name	Machine	Fastest Lap	On Lap
1	1	17	Phillip UNDERWOOD / Tristan VERCOE (QLD)	Suzuki LCR 1000	1:25.316	1
2	1	17	Phillip UNDERWOOD / Tristan VERCOE (QLD)	Suzuki LCR 1000	1:19.859	2
3	1	17	Phillip UNDERWOOD / Tristan VERCOE (QLD)	Suzuki LCR 1000	1:19.160	3
5	1	17	Phillip UNDERWOOD / Tristan VERCOE (QLD)	Suzuki LCR 1000	1:18.985	5

The results are provisional until the end of the time limit for protests and appeals.

  
Chief Timekeeper - Scott Laing

  
Race Director - Tom Williams



[www.computime.com.au](http://www.computime.com.au)  
COMPUTIME RACE TIMING SYSTEMS PTY LTD





# Round 2 : March 18 - 20 Queensland Raceway



ASBK.COM.AU f t i y

## HORSELL SIDECARS

### Race 2

Date: 19/03/22  
Event: R04  
Weather: Partly cloudy - Temp: 29.5C  
Track: Dry - Temp: 41.5C

Started at: 16:25:16  
Laps: 6  
Starters: 10  
Printed at: 17:52

### PROVISIONAL LAP SHEET

No	Lap Time	Gap	No	Lap Time	Gap	No	Lap Time	Gap
<b>Lap 1</b>			54	1:23.837	14.931	16	1:25.214	33.731
17	1:25.316		16	1:25.233	19.048	6	1:38.788	34.189
27	1:28.559	3.243	7	1:35.461	39.746	7	1:36.900	1:28.38
52	1:28.883	3.567	<b>Lap 4</b>			52	2:59.395	1:53.56
1	1:30.562	5.246	17	1:19.708				
102	1:31.095	5.779	52	1:22.964	11.718			
15	1:31.763	6.447	102	1:22.447	14.456			
54	1:31.763	6.447	6	1:21.967	14.507			
6	1:32.266	6.950	15	1:23.523	18.464			
16	1:33.153	7.837	1	1:24.501	18.785			
7	1:37.212	11.896	54	1:24.755	19.978			
<b>Lap 2</b>			16	1:24.872	24.212			
17	1:19.859		7	1:35.853	55.891			
27	1:22.284	5.668	<b>Lap 5</b>					
52	1:22.018	5.726	17	1:18.985				
102	1:22.136	8.056	52	1:23.128	15.861			
1	1:23.938	9.325	6	1:21.568	17.090			
6	1:22.326	9.417	102	1:22.077	17.548			
15	1:23.657	10.245	15	1:23.728	23.207			
54	1:23.666	10.254	54	1:24.020	25.013			
16	1:24.997	12.975	1	1:25.451	25.251			
7	1:31.408	23.445	16	1:24.979	30.206			
<b>Lap 3</b>			7	1:36.265	1:13.17			
17	1:19.160		<b>Lap 6</b>					
52	1:21.896	8.462	17	1:21.689				
102	1:22.821	11.717	102	1:22.655	18.514			
6	1:21.991	12.248	15	1:25.141	26.659			
1	1:23.827	13.992	54	1:24.298	27.622			
15	1:23.564	14.649	1	1:28.583	32.145			

The results are provisional until the end of the time limit for protests and appeals.

*Scott Laing*  
Chief Timekeeper - Scott Laing

*Tom Williams*  
Race Director - Tom Williams



www.computime.com.au  
COMPUTIME RACE TIMING SYSTEMS PTY LTD





# Round 2 : March 18 - 20 Queensland Raceway



ASBK.COM.AU f t i y

## HORSELL SIDECARS

### Race 2

Date: 19/03/22  
Event: R04  
Weather: Partly cloudy - Temp: 29.5C  
Track: Dry - Temp: 41.5C

Started at: 16:25:16  
Laps: 6  
Starters: 10  
Printed at: 17:52

## PROVISIONAL LAP CHART

Name	Grid	1	2	3	4	5	6	Name
UNDERWOOD / VERCOE	17	17	17	17	17	17	17	UNDERWOOD / VERCOE
TURNER / TURNER	52	27	27	52	52	52	102	TURNER / TURNER
FORD / BLACKMAN	27	52	52	102	102	6	15	BROWN / HALSEY
HARVEY / MARSHALL	6	1	102	6	6	102	54	ALTON / CLANCY
CLANCY / WILLIAMS	1	102	1	1	15	15	1	CLANCY / WILLIAMS
TURNER / TURNER	102	15	6	15	1	54	16	RAYNER / WARNE
BROWN / HALSEY	15	54	15	54	54	1	6	HARVEY / MARSHALL
ALTON / CLANCY	54	6	54	16	16	16	7	COOPER / BOUGHEN
RAYNER / WARNE	16	16	16	7	7	7	52	TURNER / TURNER
COOPER / BOUGHEN	7	7	7					
FORD / WRIGHT	56							FORD / WRIGHT

The results are provisional until the end of the time limit for protests and appeals.

*Scott Laing*  
.....  
Chief Timekeeper - Scott Laing

*Tom Williams*  
.....  
Race Director - Tom Williams



www.computime.com.au  
COMPUTIME RACE TIMING SYSTEMS PTY LTD





# Round 2 : March 18 - 20 Queensland Raceway



ASBK.COM.AU f t i y

## HORSELL SIDECARS

### Race 2


Date: 19/03/22  
Event: R04  
Weather: Partly cloudy - Temp: 29.5C  
Track: Dry - Temp: 41.5C


Started at: 16:25:16  
Laps: 6  
Starters: 10  
Printed at: 17:52

### PROVISIONAL BEST PARTIAL TIMES

Pos	Split 1		Split 2		Split 3		LAP		Ideal	Fastest
	Name	Time	Name	Time	Name	Time	Name	Time		
1	UNDERWOOD / VE	26.072	UNDERWOOD / VE	28.170	UNDERWOOD / VE	24.488	UNDERWOOD	1:18.730	1:18.985	
2	TURNER / TURNER	26.536	HARVEY / MARSHA	28.464	TURNER / TURNER	24.962	HARVEY / MA	1:20.121	1:21.568	
3	HARVEY / MARSHA	26.633	FORD / BLACKMAN	28.927	HARVEY / MARSHA	25.024	TURNER / TU	1:20.994	1:22.077	
4	CLANCY / WILLIAM	27.295	TURNER / TURNER	29.032	TURNER / TURNER	25.099	TURNER / TU	1:21.296	1:21.896	
5	TURNER / TURNER	27.302	TURNER / TURNER	29.359	FORD / BLACKMAN	25.399	FORD / BLAC	1:22.091	1:22.284	
6	ALTON / CLANCY	27.471	BROWN / HALSEY	29.416	BROWN / HALSEY	25.487	CLANCY / WIL	1:23.032	1:23.827	
7	FORD / BLACKMAN	27.765	ALTON / CLANCY	29.662	CLANCY / WILLIAM	25.841	BROWN / HAL	1:23.101	1:23.523	
8	RAYNER / WARNE	28.188	CLANCY / WILLIAM	29.896	RAYNER / WARNE	26.146	ALTON / CLA	1:23.385	1:23.666	
9	BROWN / HALSEY	28.198	RAYNER / WARNE	29.924	ALTON / CLANCY	26.252	RAYNER / WA	1:24.258	1:24.872	
10	COOPER / BOUGH	29.995	COOPER / BOUGH	33.009	COOPER / BOUGH	28.399	COOPER / BO	1:31.403	1:31.408	

The results are provisional until the end of the time limit for protests and appeals.

  
Chief Timekeeper - Scott Laing

  
Race Director - Tom Williams



www.computime.com.au  
COMPUTIME RACE TIMING SYSTEMS PTY LTD





**Round 2 : March 18 - 20  
Queensland Raceway**



ASBK.COM.AU f t i y

**AUSTRALIAN SIDECAR CHAMPIONSHIP  
PROVISIONAL PROGRESSIVE ROUND POINTS**

**AUSTRALIAN SIDECAR CHAMPIONSHIP**

Pos	No	Name	Rnd 1 Pole	Rnd 1 Race 1	Rnd 1 Race 2	Total
1	17	P. UNDERWOOD / T. VERCOE	1	25	25	51
2	102	J. TURNER / S. TURNER		17	20	37
3	15	J. BROWN / P. HALSEY		14	18	32
4	1	P. CLANCY / A. WILLIAMS		16	16	32
5	6	D. HARVEY / S. MARSHALL		18	14	32
6	54	M. ALTON / C. CLANCY		13	17	30
7	16	D. RAYNER / C. WARNE		12	15	27
8	52	N. TURNER / D. TURNER		15	12	27
9	27	H. FORD / C. BLACKMAN		20		20
10	7	J. COOPER / D. BOUGHEN			13	13

*Scott Laing*  
.....  
Chief Timekeeper - Scott Laing

*Tom Williams*  
.....  
Race Director - Tom Williams



**www.computime.com.au  
COMPUTIME RACE TIMING SYSTEMS PTY LTD**







**Round 2 : March 18 - 20  
Queensland Raceway**



ASBK.COM.AU f t i y

**AUSTRALIAN SIDECAR CHAMPIONSHIP  
PROVISIONAL PROGRESSIVE CHAMPIONSHIP POINTS**

**AUSTRALIAN SIDECAR CHAMPIONSHIP**

Pos	No	Name	Rnd 1 Pole	Rnd 1 Race 1	Rnd 1 Race 2	Total
1	17	P. UNDERWOOD / T. VERCOE	1	25	25	51
2	102	J. TURNER / S. TURNER		17	20	37
3	15	J. BROWN / P. HALSEY		14	18	32
4	1	P. CLANCY / A. WILLIAMS		16	16	32
5	6	D. HARVEY / S. MARSHALL		18	14	32
6	54	M. ALTON / C. CLANCY		13	17	30
7	16	D. RAYNER / C. WARNE		12	15	27
8	52	N. TURNER / D. TURNER		15	12	27
9	27	H. FORD / C. BLACKMAN		20		20
10	7	J. COOPER / D. BOUGHEN			13	13

*Scott Laing*  
.....  
Chief Timekeeper - Scott Laing

*Tom Williams*  
.....  
Race Director - Tom Williams



**www.computime.com.au  
COMPUTIME RACE TIMING SYSTEMS PTY LTD**





# Round 2 : March 18 - 20 Queensland Raceway



ASBK.COM.AU f t i y

## HORSELL SIDECARS

### Race 2


Date: 19/03/22  
Event: R04  
Weather: Partly cloudy - Temp: 29.5C  
Track: Dry - Temp: 41.5C


Started at: 16:25:16  
Laps: 6  
Starters: 10  
Printed at: 17:52

## PROVISIONAL RACE INFORMATION

Time	Description
16:22:07	Pit exit open - closes in 1:00
16:22:14	WARM UP LAP STARTED
16:23:08	PIT EXIT CLOSED
16:25:16	Event Start
16:29:17	NO JUMP STARTS
16:30:15	Rider 27 (H. FORD / C. BLACKMAN) STOPPED TURN 3 - MECHANICAL
16:33:20	Chequered Flag
16:34:22	Rider 52 (N. TURNER / D. TURNER) CRASHED TURN 6 - RIDERS UP
16:35:24	Rider 52 (N. TURNER / D. TURNER) CRASHED TURN 6 - RIDERS UP - RESUMED
16:37:38	Event Finish

The results are provisional until the end of the time limit for protests and appeals.

  
.....  
Chief Timekeeper - Scott Laing

  
.....  
Race Director - Tom Williams



[www.computime.com.au](http://www.computime.com.au)  
COMPUTIME RACE TIMING SYSTEMS PTY LTD

